


Counting Apples



Playdough Cards

INSTRUCTIONS

Print pages 3-8. Laminate for durability.

Using playdough, demonstrate how to complete the activity. Add one apple for number one, add two apples for number two, etc.

TERMS OF USE

This product may be used for your own classroom or personal use.

It may not be shared as a pdf file, on the web, or in any other way.


© www.totschooling.net

COPYRIGHT THANKS






Counting Apples Playdough Cards

1





2





Counting Apples Playdough Cards

3




4






Counting Apples Playdough Cards

5





6





Counting Apples Playdough Cards

7




8






Counting Apples Playdough Cards

9




10



Counting Apples Playdough Cards

11



12

